

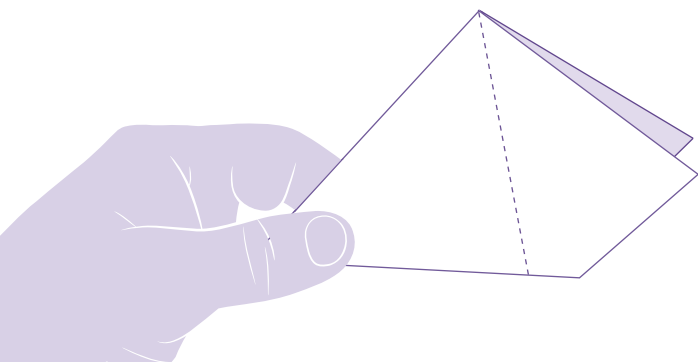
GENERATION



**CREATE
A BANG!**

**HERE'S A FUN
THING INSPIRED BY
GENERATION NOISE.**

**MAKE A BANGER OUT
OF A SHEET OF PAPER
IN SIX SIMPLE STEPS.**



1

**YOU WILL NEED AN A4 PIECE
OF PAPER.**

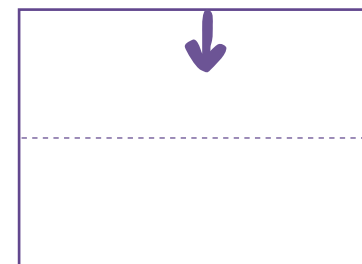
To get a bigger bang, use thinner paper. Newspaper will do. Place the paper sheet in front of you, with one long side towards yourself. It doesn't matter which side is up.



2

**FOLD IT AT THE MIDDLE, SO
THAT THE TWO LONG SIDES
COME TOGETHER.**


STEP 2



3

**FOLD THE PAPER IN HALF VERTICAL-
LY, SO YOU ARE BRINGING THE RIGHT
SIDE OVER TO TOUCH THE LEFT.
THEN FOLD IT BACK.**

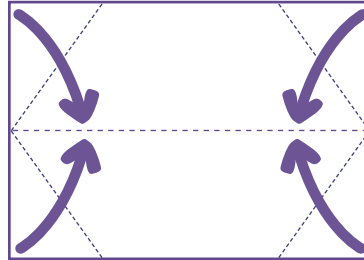
STEP 3



4

FOLD THE 4 CORNERS TO THE CENTRE CREASES

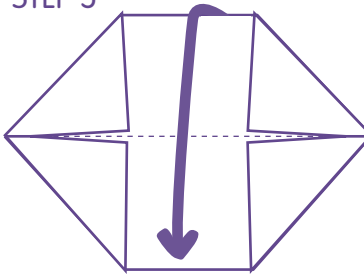
STEP 4



5

FOLD IN HALF

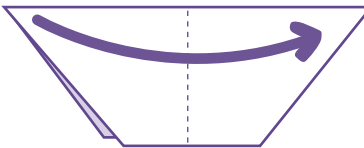
STEP 5



6

FOLD IN HALF LENGTHWAYS

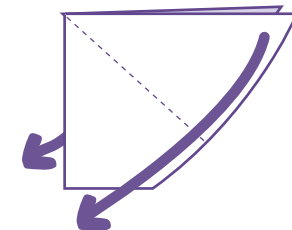
STEP 6



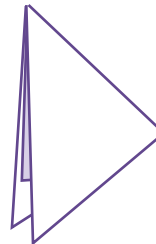
7

SWING BOTH FLAPS DOWN, NOW YOU ARE READY TO MAKE A BANG!

STEP 7 (a)



STEP 7 (b)



8

TO MAKE IT POP!

To make it pop, hold it as shown, then raise it over your head, swing your arm down suddenly. A flap will pop out and make a noise. You can tuck it back in and repeat...

BANG!

SHARE YOUR BANGER!

Show us a video or picture of what you made and make your banger famous!

TAG US: #GENNOISE



Tameside Council



@GenerationTour